

Damp-proof Scale

SWII-WS



Damp-proof Scale **SWII-WS**



SWII-WS is damp-proof scale with Stainless steel upper housing to ensure the stable and long use of scale in damp environment such as food processing applications and fish markets. Also, it is easy to carry and its stabilization time of less than 0.6s makes fast and accurate operation.



► SWII-EWS (LED)



► SWII-CWS (LCD)



Suitable for damp environment



Stainless steel upper housing and tray



Fast operation and High accuracy



Large bright display

CAS

Features

1. Suitable for damp environment

Water-resistant design of SWII-WS ensures the stable and long use of the scale in damp environment such as food processing applications and fish markets. Also, the SS304 stainless steel upper case and the cased PCB, the silicone sealed connection, water-proof power connector(optional) can protect the scale from water.




2. Fast operation and High accuracy

Stabilization time of less than 0.6s and display resolution of 1/3,000 dual interval make extremely fast operation and improve efficiency.


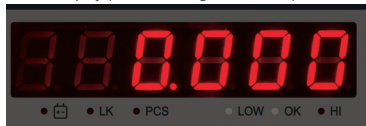
3. Large bright display

6 digits LED/LCD display offers high visibility in any lighting condition. Also, dual display design(Optional) increases productivity as two operators can work at the same time.

► LCD display (Character height : 29 mm, with Backlight)



► LED display (Character height : 17.3 mm)



Rear display (Optional)

4. Convenient to carry

Light-weight and portable design of SWII-WS allow easy carrying of the scale with either one or two hands.



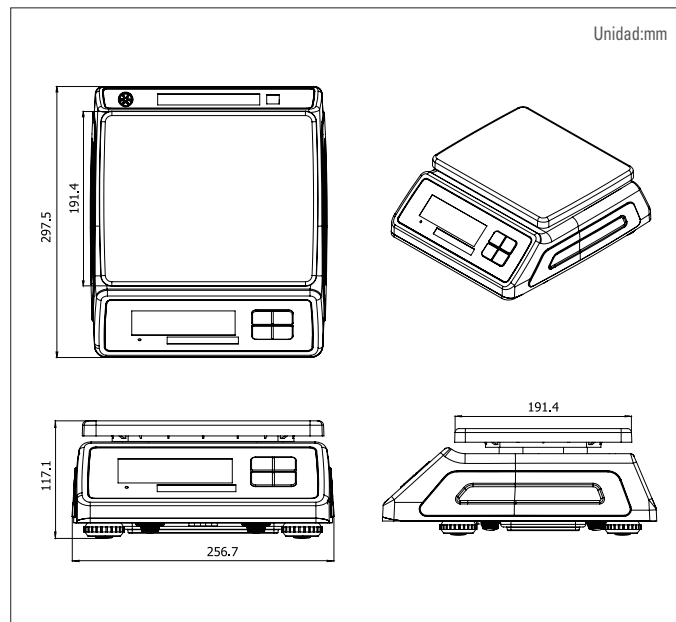
5. Stainless steel tray

6. Auto power and standby mode for economic usage

Specifications

Model	SWII-CWS(LCD)	SWII-EWS(LED)
Capacity (kg)	1.5/3, 3/6, 6/15, 15/30	
Readability (g)	0.5/1, 1/2g, 2/5g, 5/10	
Resolution	1/3,000(Dual Interval)	
Display	6 digit LCD (Height : 29 mm, with Backlight)	6 digit LED(Height : 17.3mm)
Key	4ea (Power, Zero, Tare, Hold)	
Function	Hold, Counting, Weighing Comparison(HI/OK/LOW) Auto power off, Standby mode	
Power	<ul style="list-style-type: none"> • Dry battery (D size 1.5V x 4ea) • 6V 3.3A Rechargeable Battery (Pb, Factory Option) • 9VDC/1A Adaptor (Optional) 	<ul style="list-style-type: none"> • 6V 3.3A Rechargeable battery(Pb) • 9VDC/1A Adaptor
Battery Life (Single Display)	<ul style="list-style-type: none"> • Manganese dry battery : Approx. 400hours • Alkaline dry battery : Approx. 800hours • Rechargeable battery : Approx. 220hours 	<ul style="list-style-type: none"> • Approx. 80hours
Operation Temperature (°C)	-10 ~ 40	
Ingress Protection	Designed according to IP68	
Platter Size (mm)	237 (W) x 192 (D) (SUS)	
Product Size (mm)	257 (W) x 298 (D) x 117 (H)	
Product Weight (kg)	Approx. 2.8	
Options	<ul style="list-style-type: none"> • [For All] Rear Display, Waterproof Power Connector • [For SWII-CWS(LCD)] DC 9V/1A Adaptor, Rechargeable Battery (Pb, Factory Option) 	

Dimensions



Options

- Rear display
- Water-proof power connector
- Adaptor [only for SWII-CWS(LCD type)]

